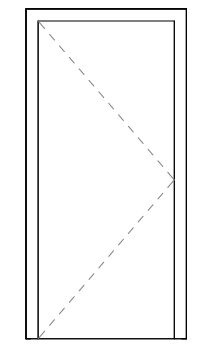
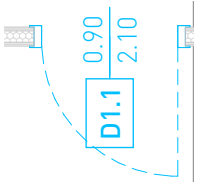
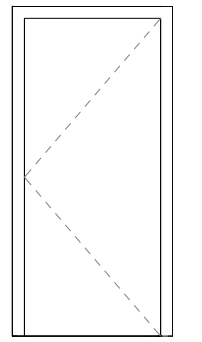
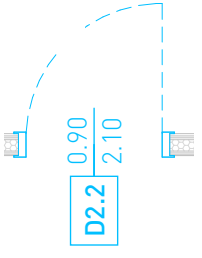


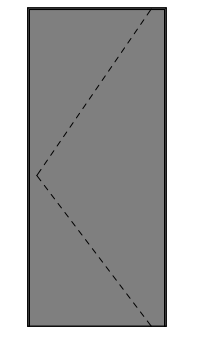
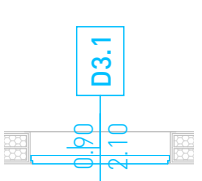
D1.1: PORTA AULA INSEGRANTI 90x210



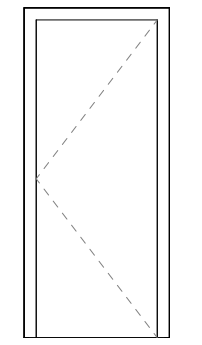
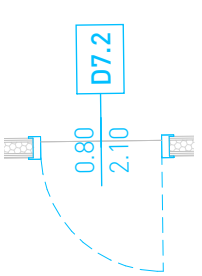
D2.2: PORTA BANO 2 90x210



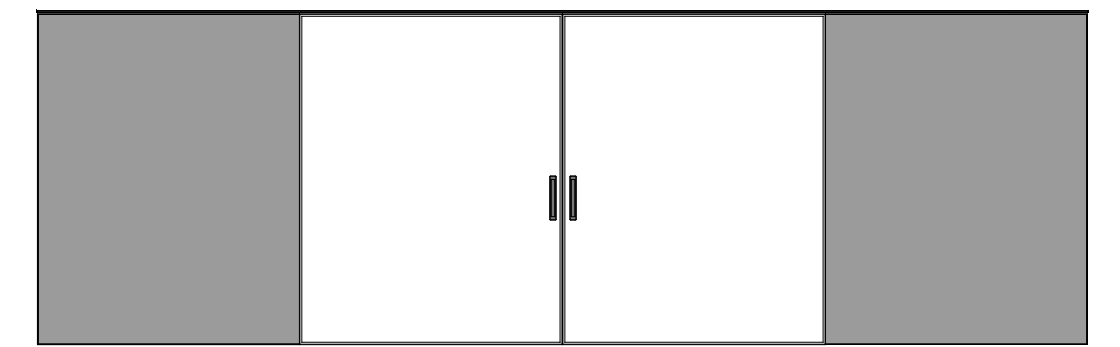
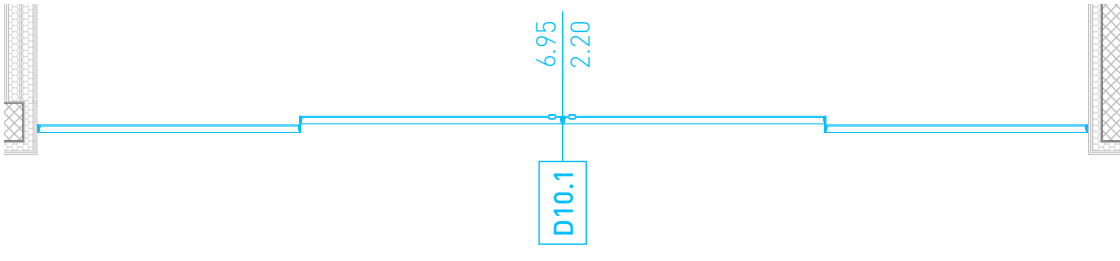
D3.1: PORTA SEPARAZIONE BLOCCO SERVIZI 90x210



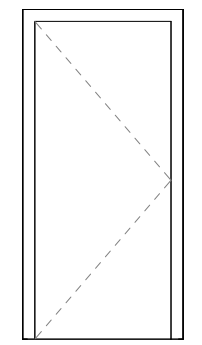
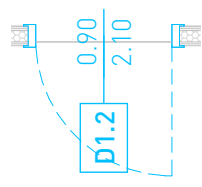
D7.2: PORTA BAGNO 1 80x210



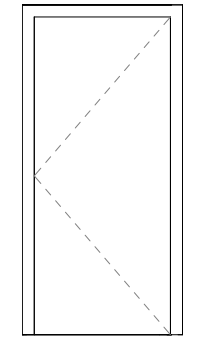
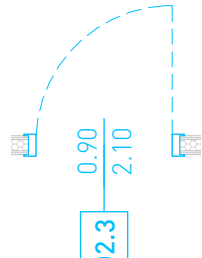
D10.1: PORTA SCORREVOLE LABORATORIO 690x220



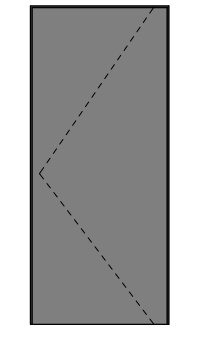
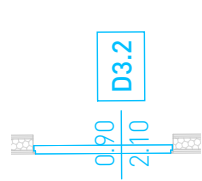
D1.2: PORTA ANTIBAGNO 1 90x210



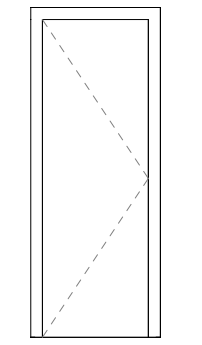
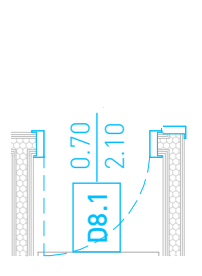
D2.3: PORTA AULA RICEVIMENTO 90x210



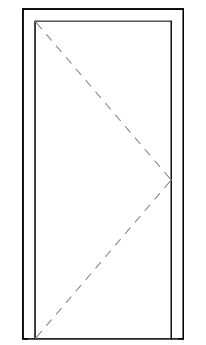
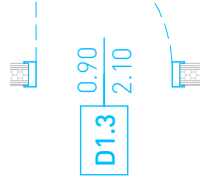
D3.2: PORTA AULA 2 90x210



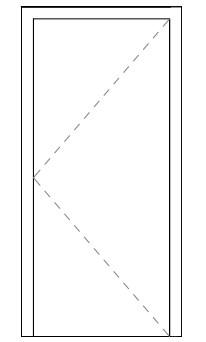
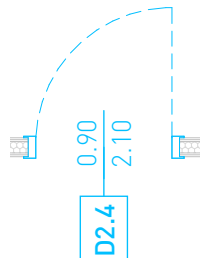
D8.1: PORTA VANO DOCCIA 70x210



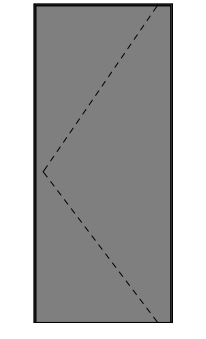
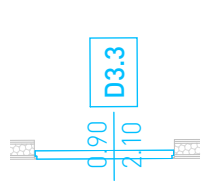
D1.3: PORTA BAGNO 1 90x210



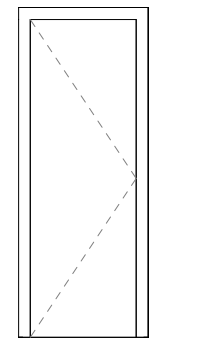
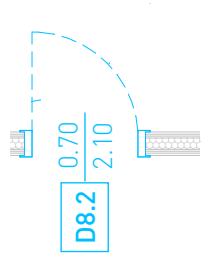
D2.4: PORTA DIREZIONE 90x210



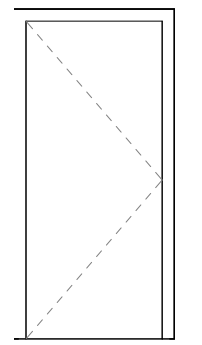
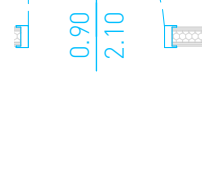
D3.3: PORTA AULA 3 90x210



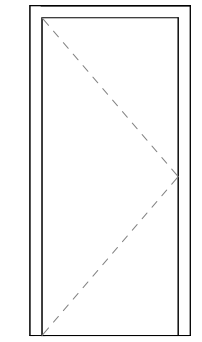
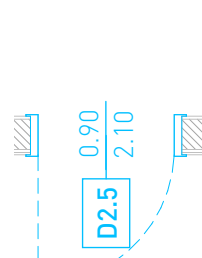
D8.2: PORTA WC 70x210



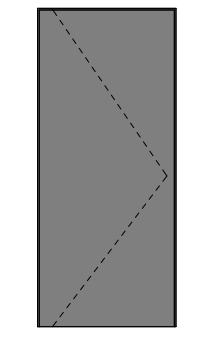
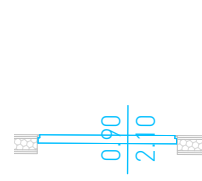
D1.4: PORTA RIPOSTIGLIO 90x210



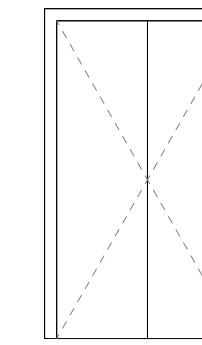
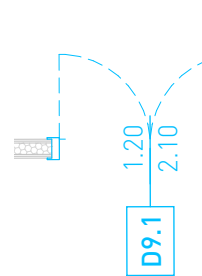
D2.5: PORTA DISPENSA 90x210



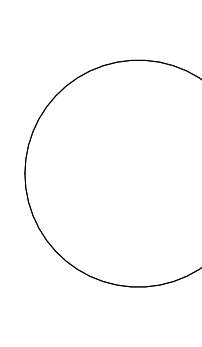
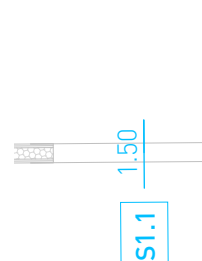
D4.1: PORTA AULA 1 90x210



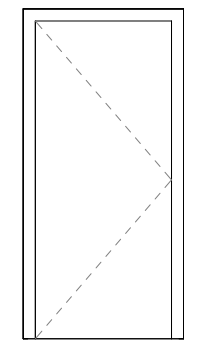
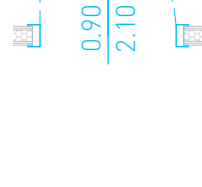
D9.1: PORTA DORMITORIO 1120x210



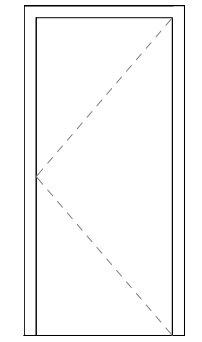
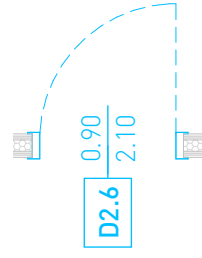
S1.1: OBLO' DORMITORIO 1 diam.140



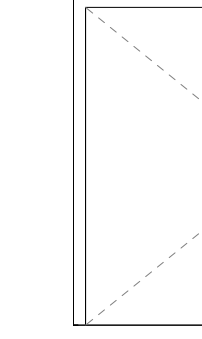

D1.5: PORTA DEPOSITO 90x210



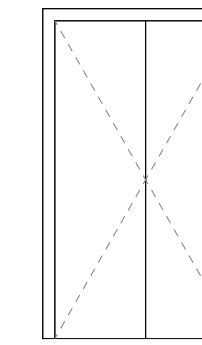
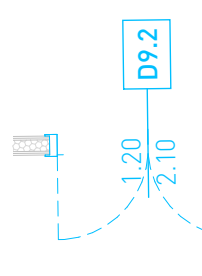
D2.6: PORTA TRA DISPENSA E CUCINA 90x210



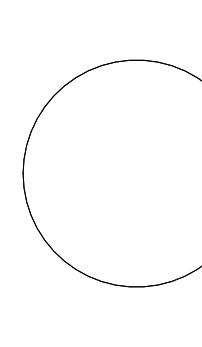
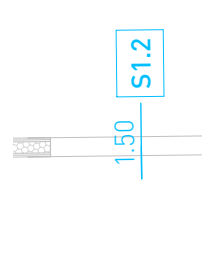
D5.1: PORTA INGRESSO CUCINA 130x210



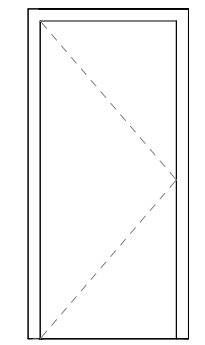
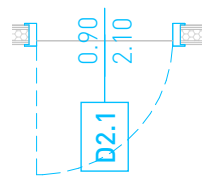
D9.2: PORTA DORMITORIO 2 120x210



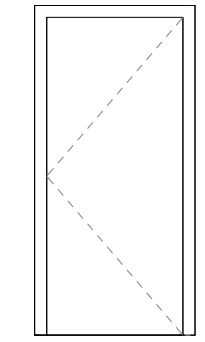
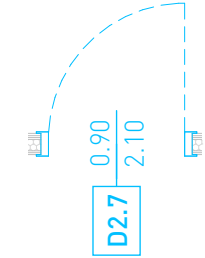
S1.2: OBLO' DORMITORIO 2 diam.140



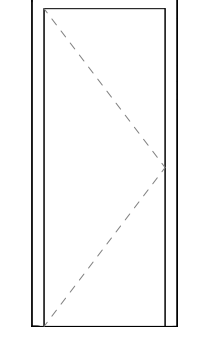
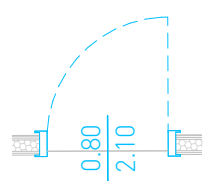
D2.1: PORTA ANTIBAGNO 2



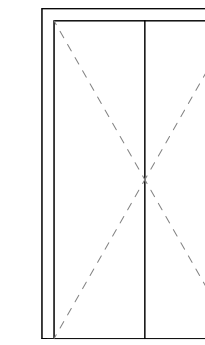
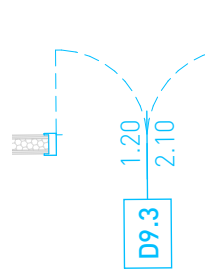
D2.7: PORTA LAVANDERIA 90x210



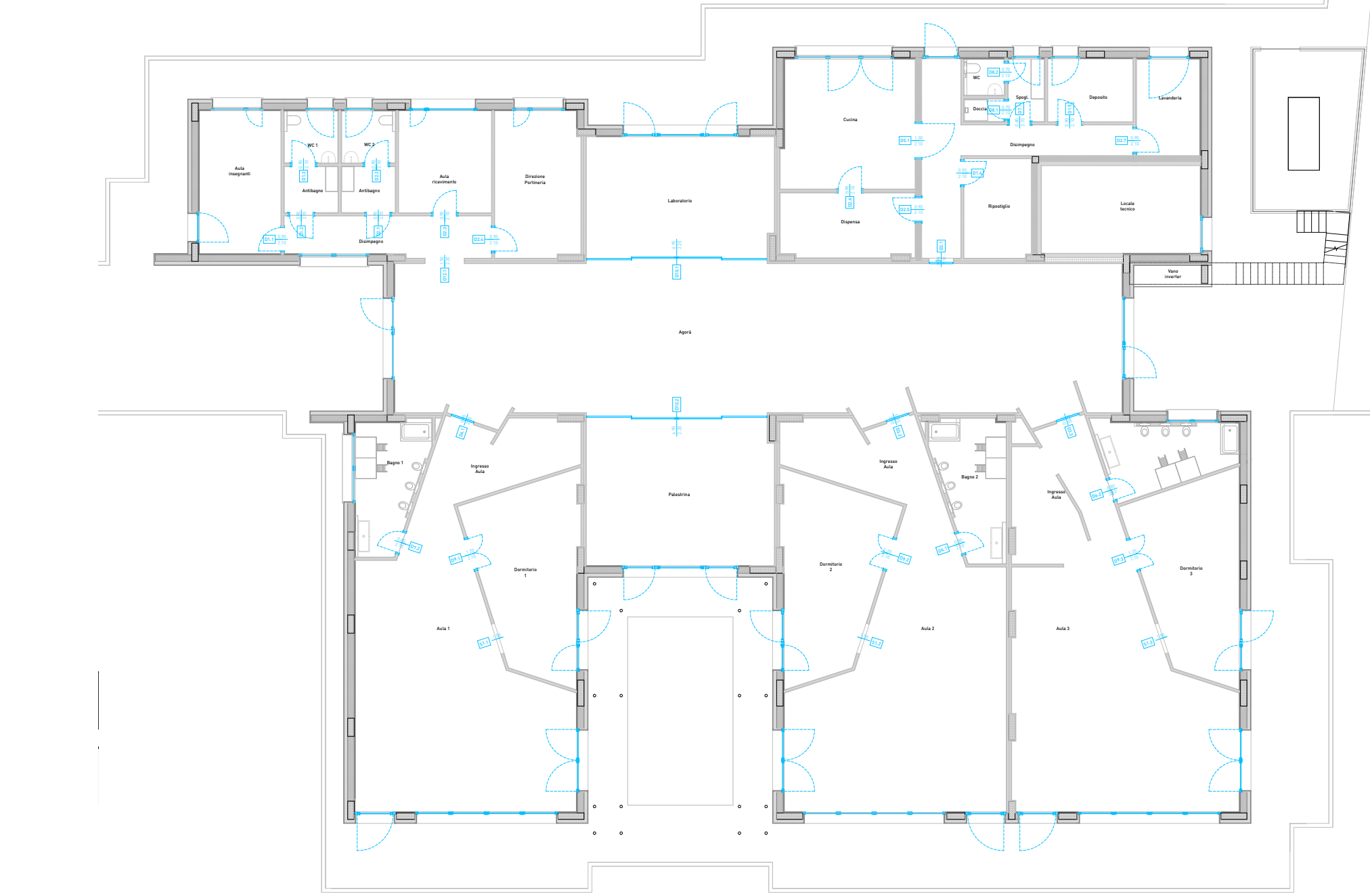
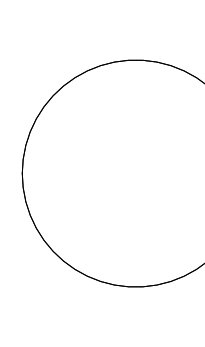
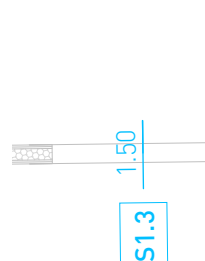
D6.1: PORTA BAGNO 2 80x210



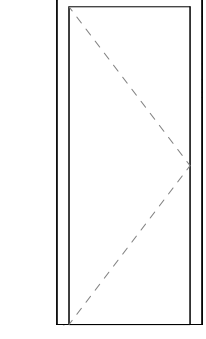
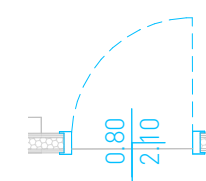
D9.3: PORTA DORMITORIO 3 120x210



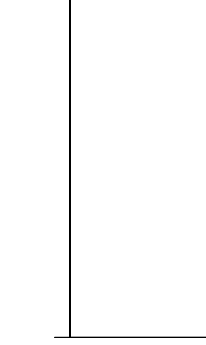
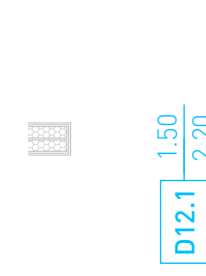
S1.3: OBLO' DORMITORIO 3 diam.140



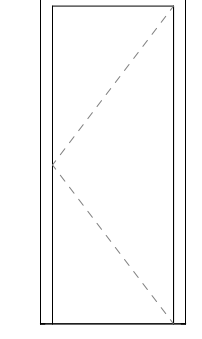
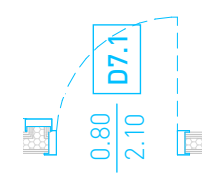
D6.2: PORTA BAGNO 3 80x210



D12.1



D7.1: PORTA SPOGLIATOIO 80x210



INTERVENTO FINANZIATO DALL'UNIONE EUROPEA - NEXT GENERATION EU

Progetto Definitivo / Esecutivo  
DEMOLIZIONE CON RICOSTRUZIONE ED AMPLIAMENTO DI  
ASILO NIDO COMUNALE "IL PICCOLO PRINCIPE"  
Via Locatelli, Sesto Calende (VA)

Impresa Affidataria:  
**TRABANO**  
COSTRUZIONI EDILI S.r.l.  
Impresa Tabano S.r.l - Via dell'Industria 5 - Venegono Inferiore (VA)

Progettisti ATP:  
Capogruppo:  
**INGEGNERIA**  
ARCHITETTURA  
P.R.A.N.I.S.T.I.C.A.  
ing. Alberto Mazzucchelli  
Ord. Ingeg. Prov. Varese n°1425  
Sib n°140796  
Via Europa 5/L, Montarone (VA) - Passaggio Duomo 2 Milano (MI) - Tel. 0332/70777 - www.rngma.it - info@rngma.it  
arch. Roberto Pozzi  
Ordine degli Architetti della  
Provincia di Varese n°1017  
Consulente CasaClima ID 090375  
arch. Maurizio Mazzucchelli  
Ord. Arch. Prov. Varese n°1213  
Consulente CasaClima ID 090375

Co - progettisti:  
**INGEGNERIA**  
ARCHITETTURA  
P.R.A.N.I.S.T.I.C.A.  
ing. Luca Santarelli  
Via Galliani 68/ter  
Castelle Litta (VA)  
**Bottelli ing. Roberto**  
ing. Roberto Bottelli  
Via Cellini 3  
Varese (VA)  
**STUDIO**  
TECNICO  
ing. Davide Lodi Rizzini  
Via Papa Giovanni XXIII 8  
Capriago Intimiano (CO)  
**IPI**  
ing. Pasquale Iomazzo  
Via Carnia 134  
Varese (VA)

Giovane Professionista:  
**CATTANEO SIMONE**  
ing. Simone Cattaneo  
Via Marconi 4a  
Azzate (VA)  
Collaboratori:  
arch. Silvana Garegnani  
arch. Giacomo Mazzucchelli  
arch. Gianluca Buzzi  
ing. Marco Lanfrancini  
ing. Gabriele Zampini  
ing. Giorgio Parpinel

tavola nr.		abaco serramenti interni e pannelli scorrevoli			
AR8.0					
commessa	1385.02	scala	1 : 50	data	Novembre2023
aggiornamento	00	data aggiornamento		approvato il	